


21/01/07




BOSS GARAGE DOOR & GATE OPERATORS PARTS LIST 2007




ABN 98 010 909 690
27 Clinker Street, Queensland 4076 ~ PO Box 126, Sumner Park, Queensland 4074, Australia
Telephone: (07) 3376 4988 Facsimile: (07) 3376 7071

Roller Door Domestic Operator (Max height of 3 meters)





<i>Prod Code</i>		<i>Description</i>
BRD1		12.5m ² including 1 Transmitter
BRD1T		12.5m ² including 2 Transmitter
BRD1E		12.5m ² Elsema 2 Button HT/RX
BRD1S		12.5M ² Stanley 2 Button HT/RX
BRD1AT		12.5M ² ATA 2 Button HT/RX
BRD2		15M ² One Piece 2H/S




Roller Door Light Industrial Operator for Steel-Line/Gliderol Series B Door Only (Not Windlock)

<i>Prod Code</i>		<i>Description</i>
BRD3		H/D RX & HT 16.5m ²
BRD5		Twin RX and HT max door height 3 meters
BRD6		IND Twin 3 Button Station 21.5m ² max door height 4.2 meters




Door Operator-Overhead Lifter

<i>Prod Code</i>		<i>Description</i>
BOL4		Overhead Operator 2.4m height incl. 3 Transmitters 240v
BOL4J		Same as BOL4 except suit J Fitting
BOL4F		Fan Cooled OL4 including 1 Transmitter
BOLEK4		Extension Kit 3.0m height for BOL4

OPERATORS SHOULD ONLY BE USED ON DOORS THAT ARE CORRECTLY BALANCED
Dura Swing Gate Operator (max. width per leaf 2.4m/200kg)





<i>Prod Code</i>		<i>Description</i>
BGI		Boss Swing single gate incl. 1 Transmitter battery backup
BG2		Boss Swing double gate incl. 1 Transmitter battery backup and 2 motor units
GATEPOST		Post mount for swing gate (bracket to mount onto existing post)
PED		Pedestal mount for swing gate (post to be concreted into ground)

Dura Slide Gate Operator (max. width 6m/400kg)





<i>Prod Code</i>		<i>Description</i>
BSI		Boss Slide 2KSE series incl. 1 Transmitter battery back up , 4m nylon track
BRACK		Track 1m length
L/LOCK		Lock & Light Relay Board

<i>Prod Code</i>		<i>Description</i>
BRD7 L/R		Grifco 415 V
BRD8 L/R		Grifco 240 V
SL809		Grifco Logic Elite
RD10		Adaptor Kit
BRDMPE		Grifco P.E
EB1		Elite Board


Slide Gate Operators

<i>Prod Code</i>		<i>Description</i>
HERCULES		Operator up to 500Kg 4m Rack
ACHILLES		Operator up to 1200Kg 4m Rack
ACHILLES D		Operator up to 1200Kg 8m Rack
ACHILLES HD		Operator up to 2200Kg 4m Rack


Swing Gate Operators

<i>Prod Code</i>		<i>Description</i>
HERMES		Operator up to 2m per leaf
ULIXES		Crank arm up to 4m single
ULIXES D		Crank arm up to 4m double
ALPHEO		Swing gate crank arm 2.7m

Slide Gate Operators





<i>Prod Code</i>		<i>Description</i>
BS2C		Slide Motor TX / RX. No Rack

Aprimatic Barrier










<i>Prod Code</i>		<i>Description</i>
APPBAR		Aprimatic Barrier with up to 4.5m pole



OPERATORS SHOULD ONLY BE USED ON GATES THAT ARE CORRECTLY BALANCED

Access Control Equipment









<i>Prod Code</i>		<i>Description</i>
ULD913		Single Channel Loop Detector
DORTAG4		Swipe Card Unit - Single Reader
CARD		Swipe Card for Dortag 4
ELOCK		Electric Lock for Gate

Transmitters







<i>Prod Code</i>		<i>Description</i>
BHT1		2-Button Transmitter (Black two Button)
BHT4		Boss 2 Button Transmitter to suit BOL4 & BRD1
BHT41		Boss 1 Button Transmitter to suit BOL4 & BRD1 (DIP)
BHT42		Boss 2 Button Transmitter to suit BOL4 & BRD1 (DIP)
BHT43		Boss 3 Button Transmitter to suit BOL4 & BRD1 (DIP)
BHT6		Stanley Single Button Large
BHT6M		Stanley Mini Hand Transmitter 2 Button
BHT7		Stanley 2 Button Transmitter
BHT9		Elsema 2 Button Transmitter




BHT10		ATA 2 Button Transmitter
BHT11		ATA 1 Button Transmitter
BHT12		Elsema 1 Button Transmitter
BHT13		ATA 4 Button Mini (blue) Transmitter
BHT14		Grifco 4 button TX (Red)
BHT44		Boss 4 Button Tx

Receivers

<i>Prod Code</i>		<i>Description</i>
BRX1		Micro Access Receiver
BRX4		Boss Receiver in case
BRX40		Boss Receiver out of case to suit BRD1
BRX6		Stanley Receiver
BRX7		Elsema Receiver
BRX8		ATA Receiver
BRX10		Grifco Rec
SL811		12V Transfer

Accessories




<i>Prod Code</i>		<i>Description</i>
BMC1		Manual Release (Sectional Door)
BMC2		Manual Release (Roller Door) Standard Brick
BMC3		Manual Release (Roller Door) Double Brick
BMC4		Manual Release/Key Switch (Roller Door) Standard Brick
BMC5		Manual Release/Key Switch (Roller Door) Double Brick
BEC1		Electric Key Switch (Roller Door) Standard Brick
BEC2		Electric Key Switch (Roller Door) Double Brick
BPE		Photo Eye Kit (Old Style) Roller Door, Sectional Door and Gate
BEXT1		Roller Door Control Box-Motor Extension Lead 1m
BEXT2		Roller Door Control Box-Motor Extension Lead 5m
BW		Bell Wire Kit
BRXC3		Weather Proof Case - 3 wire RX
BRXC4		Weather Proof Case - 4 wire RX
BPE4		Photo Eye Kit for BOL4 and New Style BRD1
BDE		Digital Entry Stanley

BDE4		Digital Entry for BOL4
BSA2		Support Angle Perforated 2.1m Long
BSA		Support Angle Perforated 1m Long
Aerial		Aerial to suit BRX40

Roller Door BRD1/BRD3 Accessories

<i>Prod Code</i>		<i>Description</i>
SL112		Limit Switch Box
SL300		BRD1 Sungear
SL301		BRD1 Plastic Mech Only (Unass)
SL302		BRD1 Complete Plastic Mechanism including motor
SL303		BRD1 Light Switch Cams/Gear (set)
SL304		BRD1 Micro Switch
SL305		BRD1 Control Box Cover New Style
SL3050		BRD1 Control Box Cover Old Style
SL306		BRD1 Light Lens
SL307		BRD1 Light Globes 1 Pin

SL308		BRD1 Light Globes 2 Pin
SL309		BRD1 Fixing Bag Accessories
SL310		BRD1 Motor - Type 47
SL312		BRD1 Sprocket Motor
SL313		BRD1 Control Box complete without TX
SL314		BRD3 Control Boxes complete without TX
SL317		BRD3 Complete Plastic Mechanism including motor
SL318		BRD3 Sprocket Motor Cog
SL319		BRD3 Sungear
SL320		BRD3 Motor - Type 52
SL321		BRD1 External Loom
SL322		BRD1 Internal Loom
SL323		Circlip for Sungear
SL350		RD 5/6 Motor Complete
SL417		Lamp Holder
SL502		BRD1 Transformers

SL600		Logic Board Universal
SL620		Logic Board with Green Latex Button
SL621		Logic Board with Green Latex Button including Receiver





Overhead BOL2

<i>Prod Code</i>		<i>Description</i>
SL304		BOL2 Micro Switch
SL307		BOL2 Light Globes 1 Pin
SL308		BOL2 Light Globes 2 Pin
SL310		BOL2 Motor - Type 47
SL401		BOL2 Chain Sprocket Front
SL402		BOL2 Chain Sprocket Back
SL403		BOL2 Main Internal Gear
SL404		BOL2 Main Cover
SL405		BOL2 Light Lens
SL406		BOL2 Cam/Gear (set)
SL412		BOL2 Motor Pinion Gear
SL413		Turn Buckle Red

SL414		Paddle Front Complete
SL415		Chain per length (5.5m)
SL417		Lamp Holder (new)
SL502		BOL2 Transformers
SL600		Logic Board Universal

Overhead BOL4







<i>Prod Code</i>		<i>Description</i>
SL601		Trolley
SL602		PCB (big)
SL602P		PCB (big) Plastic Case
SL603		Return Pulley Assembly
SL604		Lens Cover OL4
SL605		Sprocket Assembly
SL605J		Sprocket Assembly J fittings
SL606		RPM Reader Wheel
SL607		RPM Reader Wheel Board
SL608		Up Limit

SL609		Down Limit
SL610		Programming Board (medium)
SL611		RPM Reader Board (small)
SL612		Limit Actuator to suit BOL4

Roller Door SL01/02

<i>Prod Code</i>		<i>Description</i>
SL106		Universal Sun Gear for SL01
SL107		Bolt on Sun Gear for SL02
SL108		Off-Set Sun Gear 05/06 (Has Legs)
SL109		Motor Pinion Gear P1
SL110		Idler Pinion Gear P3/Shaft
SL111		Light Globes
SL112		Limit Switch Box
SL113		Motor for SL01 - Type 31
SL114		Motor for SL02 - Type 35
SL116		Replacement Control Box for SL115 (No Transformer)
SL502		Transformer



Overhead Doors 08/09

<i>Prod Code</i>		<i>Description</i>
SL201		Cable Pulley Front
SL202		Cable Complete 2.4m
SL203		Cable Complete 3.0m
SL207		Logic Board Universal on Plate
SL502		Transformer
SL508		Cable Pulley with Main Motor Gear Complete - white








Motor

<i>Prod Code</i>		<i>Description</i>
SL113		Motor for SL08 - Type 31
SL114		Motor for SL09 - Type 35
SL310		BRD1 Motor - Type 47
SL320		BRD3/4 Motor - Type 52
SL505		Motor Gear (white) - Type 31 for SL01 and SL08
SL506		Motor Gear (white) - Type 35 for SL02 and SL09
SL507		Motor Gear (white) - Type 47 for RD1 and OL2
SL509		Motor Gear (white) - Type 52 for RD3/4

Others

<i>Prod Code</i>		<i>Description</i>
SL800		Challenger Motor Gear (plastic)
SL803		Fuses M-205 10 amp
SL804		Brushes and Spring "Preslite" per set
SL805		Eye Bolt per set
SL806		Regulated Power Supply Unit
SL807		Handset Battery for HT6M and HT1

Gate Spare Parts - Dura Slide

<i>Prod Code</i>		<i>Description</i>
SL520		Logic Board for Swing Gate to suit Dura Slide
SL521		Logic Board for Slide Gate
SL522		Gate Battery
SL523		Gate Transformer
SL524		Set of Arms
SL525		Encoder Board for a Slide Gate
SL532		Charger Card